

BEANS

Plant Info: Beans grow best in full sun, planted in well-drained and warm soil. Bush beans can grow unsupported. Direct sow after the soil has reached at least 50 degrees F, but preferably when the soil is 60-80 degrees F.



Burpee's Stringless Green Pod Bean - Introduced in 1894 by W. Atlee Burpee who obtained its stock seed from N. B. Keeney & Son of Genesee County, NY. Burpee proclaimed it the only totally stringless green podded bean. Produces pods that are 5" long. Bush habit, snap, 46-50 days.

Broccoli



De Cicco Broccoli - An Italian broccoli introduced to the United States in 1890. Compact 2-3' plants produce a 4" central head. After the central head is harvested, a second yield of edible side shoots will develop. It is quite variable in its maturity, which creates an extended harvest time—a quality home gardeners may appreciate.

Carrots

Plant Info: Plant carrot seeds outdoors when the soil is above 45 degrees F. Plant carrot seeds ¼ inch deep and 1 inch apart. Later in the spring, thin carrot plants to 2-3 inches apart in rows 16-24 inches apart. As the shoulders of the carrots begin to emerge from the soil, mound a little mulch or dirt around the exposed root to prevent greening.



Danvers Carrot – A leading variety for home and market gardeners alike, this variety stores well and produces high yields even in clay and heavy soils. Its bright-orange flesh is nearly coreless, sweet, and tender. The uniform roots grow up to 8" long. 65-87 days.



Scarlet Nantes Carrot - Also known as Early Coreless, this variety stores well and adapts well to different conditions. Its cylindrical roots are 7" long with blunt tips, and its fine-grained, bright red-orange flesh is nearly coreless, offering great flavor that's sweet and crisp. Good when used as baby carrots, and excellent for freezing and juicing. Dating to the 1850s, the variety was developed in France by the seed company Vilmorin-Andrieux. 65-75 days.

Cucumbers

Plant Info: Direct-sow cucumber seeds after the danger of frost has passed and the soil temperature has warmed. In your garden, make 12 inch hills at least 6 feet apart. Plant 6-8 cucumber seeds per hill. Plan seeds 1 inch deep. After germination, thin to 3-4 plants per hill.



Japanese Climbing Cucumber- This Japanese climbing variety bears tender, crisp, and slightly tart 9"-long cucumbers that are excellent for slicing or pickling. Listed by J.M. Thornton & Company in 1894, this variety's strong grasping tendrils make it ideal for growing on a trellis or fence, but it can also be grown on the ground.

FLOWERS



Calendula Mix - The spectacular colors and the array of petal formations in this flower mix make it a great choice for borders and mass plantings. This annual's edible flowers—the petals are tangy and sweet—are also good for cutting and arranging. This European native has been used for thousands of years in creams to soothe irritated skin and resolve other inflammatory problems.



Harvey's Honor Marigold - This gorgeous marigold flower bears prolific, velvety, scarlet-red blossoms with bright-yellow margins that bees and other pollinators absolutely adore. (Note: Blossoms vary in color, with some much more yellow than red.) Bushy plants can grow up to a remarkable 3' tall, but most lodge close to the ground. Like other marigolds, this flower works well in companion plantings and enhances the growth of crops like cucumbers, eggplant, kale, squash, and tomatoes. Seed Savers Exchange received this heirloom flower in 2011 from Robert Juhre of Washington; it

has been grown in his family for at least three generations. Annual.



Red Marietta Marigold A continuous succession of beautiful 2" orange-and-red blooms provides a spectacular hit of color all season long. Perfect for borders or scattered throughout the vegetable garden, this flower exudes the classic marigold fragrance wherever it is planted.



Historic Pansies - Self-seeding biennial plants grow to 6-8 inches, mixture of many colored blossoms. Will grow in containers, good for ornamental border plantings. Blooms are edible.



Local Zinnia – Try this Zinnia grown for years by a local gardener. The seeds have been saved by a single family in Newton Falls. Colors not guaranteed.

HERBS



Genovese Basil - This classic large-leaved Italian sweet basil, prized for its flavor and heady aroma, is a top pick for many cooks when making pesto. Fragrant plants grow 18-24" and produce densely branched plants when pinched back regularly. Can be chopped and frozen in olive oil for winter use. Annual.



Thai Basil - Spicy anise-clove scent and flavor. Most commonly used in Thai or Vietnamese cooking. Attractive plants are 12-18" tall with medium green leaves and purple stems and blossoms. Good for container gardening.



Catnip - Known for its euphoric effect on cats, this herb also makes a tasty tea for humans. Its bushy plants spread to 2-3' when mature. Catnip is very drought-tolerant once plants are established. Perennial in zones 3-9.



Chives - Every kitchen should have a steady supply of chives. From baked potatoes, to baked fish, to vichyssoise, to potato salad, this relative of the onion provides a great boost to many dishes. It's also a must in Alfredo sauce. Great for containers. Plants are 18 – 24 inches tall.



Cilantro - No Mexican meal is complete without this multi-purpose herb. The fresh leaves are called cilantro, and the seeds are used as a spice called coriander. Successive sowings ensure a continuous supply. Slow bolting strain. 50-55 days to first leaf harvest, 90-120 days for seed.



Bouquet Dill - This widely grown dill variety is a prolific producer of edible flowers, leaves, and seeds, all of which can be used for flavoring everything from pickles and salads to sauces and condiments. Early-maturing plants have dark-green leaves, 6" flowering umbels, and an intoxicating scent. 45-55 days to leaf harvest, 70-90 days to seed harvest.



Florence Fennel - Called finocchio in Italy, this fennel variety has broad overlapping leaves that form a large, edible, bulb-like base below its celery-like stalks. The bulb and stalks, as well as the feathery, dill-like leaves that top this 3' tall plant, have a mild licorice or anise flavor. This tender perennial grown as an annual prospers when given a steady supply of moisture.

Lettuce

Plant Info: Lettuce is an ideal crop for beginner growers and seed savers alike. Gardeners can choose looseleaf varieties that do not form heads or grow iceberg lettuces that form a head of tightly overlapping leaves. Plant in the spring or fall when temperatures are still cool (lettuce bolts in warm temperatures). Direct sow seeds 1/8 inch deep, 1 inch apart. Thin plants to 6-8 inches apart for Looseleaf. Lettuce can be grown in dense plantings to “cut and come again”.



Slobolt Lettuce - The leaves stay sweet at all stages of growth and plants are slow to bolt. Plants are upright and compact with light-green curled leaves. Heat tolerant. Great for containers. Light Needs: Full Sun. Plant Spacing: 1 inch

ONIONS

Plant Info: Plant onion seeds indoors 8–10 weeks before transplanting them outside just before the average last frost date in your area. Seeds should be sown ¼ inch deep. Onions require an open and sunny site, fertile soil, and good drainage. Seeds will germinate in 4-10 days when started indoors. Transplant outdoors just before the last frost. When transplanting your seedlings, space them at least 6 inches apart. Plant onion seedlings in the least weedy part of your garden; onion seedlings are small and do not compete well with weeds.



Yellow of Parma Onion - A top-quality, late-maturing onion with golden, globe-shaped bulbs weighing an average of 1 pound, this variety hails from northern Italy. It has a mild, sweet taste when fresh, but its flavor intensifies when it is stored. One of the best onions varieties for storage. Long-day type.




Heshiko Onion - Look no further for a hardy, reliable, and, yes, flavorful bunching onion! The stalks of this tender Japanese perennial grow and divide from the base, reaching 12-14" when mature. Enjoy fresh in salads or grilled as a side dish. This variety will overwinter.

PEAS

Plant Info: Sow peas outdoors as soon as the soil can be worked, but do not sow outdoors when soil temperatures are below 50 degrees F as germination is erratic and poor in cold soil. Seeds should be planted at a depth of ½–1 inch and between 2–3 inches apart. Space rows of peas at least 18 inches apart. Pea plants require a trellis to support their climbing habit. Panels of thick wire, such as cattle panels, work well for this purpose. Alternatively, you can set up bamboo trellises or build a system of chicken wire or twine for peas to climb. Peas do not tolerate drought, excessive temperatures, or waterlogged soil. Peas should be grown in an open, sheltered position on moisture-retentive, deep, free-draining soil.




Amish Snap Pea - Superb snap pea reportedly grown in the Amish community long before present snap pea types. Vines grow 5-6' tall and are covered in 2" translucent green pods. Yields over a 6-week period if kept picked. Delicate and sweet even when the seeds develop. Snap, 60-70 days.



Green Arrow Pea - (aka Green Shaft) An English main crop variety and standard home and market variety. Slim pointed pods are 4-5" long and contain 8-11 small deep green peas. Pods are almost always borne in doubles. Very heavy reliable production. Medium vines grow 24-28" tall.

PEPPERS – Pepper seeds will not be restocked until next year.

Plant Info: Peppers germinate and grow best when soil temperatures are above 75 degrees F. In most regions of the country, peppers should be started indoors and then transplanted outdoors as the weather warms. Sow peppers indoors 6-8 weeks before transplanting. Plant seeds at a depth of ¼ inch and make sure the soil remains warm throughout the germination period. Move pepper seedlings outdoors 4-6 weeks after the last frost, being sure they are hardened off (or gradually introduced to the direct sunlight, dry air, and cold nights). Plant seedlings 12-24 inches apart in the garden in rows at least 12 inches apart.



Bull Nose Bell (Bell) - Crisp fruits ripen from green to red with an excellent flavor. Productive, sturdy plants. 55-80 days from transplant. Sweet.



Jalapeno (Traveler Strain) - Sturdy plants covered in cylindrical fruits that average 3" long. Fruits ripen from green to bright red. 70-90 days from transplant. Hot.



Wenk's Yellow Hots Pepper - Three-inch long wax peppers with thick walls, ripen from yellow to bright orange then red. Grown by the late Eris Wenk, one of the last large truck farmers in Albuquerque's South Valley. A great variety for canning and pickling.

Pollinator Friendly



Purple Coneflower - (*Echinacea purpurea*) One of the very best for attracting butterflies and birds, this showy and easy-to-grow plant adds a flashy touch to the late summer landscape. Blooms heavily from July through September. Will tolerate clay soils. Plants reach 3-4' tall. Perennial. Hardy to zone 4.



Common Milkweed - Native to the eastern half of the U.S. where it thrives in most any well-drained soil, this familiar milkweed species, also known as butterfly flower, produces clusters of stunning, sweetly scented, nectar-rich flowers in shades of pink on 3-4' plants. Monarch butterflies depend on milkweed plants for forage and to lay their eggs, making this a natural choice for habitat gardens or any border where butterflies are enjoyed. Perennial. Hardy to zone 4.

RADISH

Plant Info: Radishes are quick and easy to grow, and are a tasty addition to salads and roasted vegetable plates. Some radish varieties mature in one season, while others are over-wintered and produce seed in the second season. Plant radishes outdoors as soon as soil can be worked, in early to mid-spring and early fall. You can plant every 3-4 weeks for a continual harvest throughout the season. Sow seeds ½ inch deep in rows 2-3 inches apart.



Early Scarlet Globe - Early forcing radish for home or market gardeners, good for bunching. One-inch globes with bright red skin and white flesh. A sure cropper. Plant in the spring or fall.



Watermelon Radish - (aka Roseheart, Chinese Red Meat) Round 2-4" white radish with a stunning dark pink and white interior. Flesh is surprisingly sweet, crisp, and refreshing. Best grown in cool weather. Warm days, cool nights, and adequate nutrition and moisture result in a more colorful interior.

Spinach

Highly nutritious and highly delicious, spinach will be one of the first plants to crop up every spring.




America Spinach - This high-quality, heat- and drought-tolerant spinach is well-suited for spring sowing in long- day areas. Growing 8" tall with thick, deep-green, savoyed leaves, the acclaimed variety is slow to bolt.

Squash

Plant Info: Sow seeds outdoors after danger of frost has passed in the spring, or start from seed indoors and transplant out in the spring. Create 12 inch diameter hills 6 feet apart. Plant 6-8 seeds per hill and later thin to 3-4 plants per hill. Sow seeds 1 inch deep.



Golden Zucchini - Introduced in 1973 by W. Atlee Burpee of Philadelphia, bred from squash varieties supplied by Dr. Oved Shifress. This vivid yellow fruit was the first commercial B (bicolor gene) cultivar. Crisp and mild-flavored zucchinis are borne prolifically on bush plants. 50-55 days.



Black Beauty Zucchini Squash - Compact everbearing bush plants are loaded with glossy green-black fruits with firm white flesh. Best eaten when under 8" long. Excellent variety for freezing.




Spaghetti Squash - Plants bear cream-colored, cylindrical shaped fruits filled with spaghetti-like strands of delicately flavored flesh. Productive plants bear 3 - 4 lb fruits.



Waltham Butternut Squash - This butternut, an AAS winner in 1970, was the result of years of patient refinement and selection by Professor Robert Young of the Massachusetts Agricultural Experiment Station in Waltham. Prized for its straight necks, rich dry yellow-orange flesh, nutty flavor, and high-yielding vines. Fruits are 3-6 pounds and exceptional keepers. One of the most popular types of baking squash. 83-100 days.

Sunflowers



Velvet Queen Sunflower - Striking 4" wide flower heads with mahogany-red petals and an almost black center. Well branched free-flowering plants with strong stems make this an ideal sunflower for borders or cut flowers. Plants grow 5-7' tall.

TOMATOES Plant Info: Tomato plants are regularly started indoors from 4-6 weeks before the last spring frost and transplanted outdoors when soils have warmed. Plant tomato seeds ¼ inch deep into small containers of potting soil, making sure to keep soil moist. Transplant tray-grown seedlings into 3-inch pots when two to three leaves have formed, keeping plants in a light, well-ventilated location. Transplant tomato seedlings outdoors in a sunny spot as soon as the soil has warmed and after all danger of frost has passed. Gradually harden off –introduce the seedlings to the direct sunlight, dry air, and cold nights—and plant outside when there is no danger of frost and air temperatures are at least 45 degrees F, with soil temperatures at a minimum of 50 degrees F.



Brandywine Red - (aka Red Brandywine) The original Brandywine introduced by Johnson and Stokes in 1889 from seeds they received from a customer in Ohio. Named after Brandywine Creek in Chester County, Pennsylvania. Large vines produce deep red 8-12 ounce fruits. Excellent flavor. Very productive.



Currant Sweet Pea Tomato - Great red currant tomato. Hundreds of fruits per plant. Excellent tomato flavor with a hint of wine. Fruits are borne in trusses of 10-12 on plants with a spreading habit. Great for use as a garnish. Indeterminate, 75-80 days from transplant.



Earliana - The fruits are round and uniform, weighing in at about 6 oz (170 g.). They are bright red to pink and firm, usually setting in clusters of 6 or more. Very good flavor. Indeterminate.



Amish Paste - Tom Hauch of Heirloom Seeds commercialized this variety in 1990. It was acquired from the Amish near Lancaster, Pennsylvania. Bright red 8-12 ounce fruits vary in shape from oxheart to rounded plum. Delicious flesh is juicy and meaty, excellent for sauce or fresh eating. One of Slow Food USA's Ark of Taste varieties.



Mortgage Lifter - Exceptionally meaty and typically crack-free. Great old-fashioned tomato flavor. Pink beefsteak tomatoes. Fruits grow to 1-2 pounds. Meaty flesh with old-time tomato flavor. Indeterminate - Fruit ripens throughout the season.